

A Recovery in Support? The Seven-Year Trajectory of Gender Equality Public Opinion in Taiwan

Public Opinion Survey on Social Attitudes:
The 7th Anniversary of Same-Sex Marriage Legalization



**FRIEDRICH NAUMANN
FOUNDATION** For Freedom.

Taiwan / Global Innovation Hub

Methodology
&
Survey Design

Key Findings
&
Data Analysis

Conclusion
&
Policy
Recommendations

Methodology & Survey Design

Methodology & Survey Design

- Survey Period: April 11–17, 2026
- Sample Size: Total Effective Samples: 1,077
- Landline: 757
- Mobile: 320
- Sampling Error: The margin of error is within ± 2.98 percentage points at a 95% confidence level.
- Targeted Population: Residents aged 18 and above across all 22 cities and counties in Taiwan.
- Methodology: Telephone interview, utilizing a Dual-Frame design (Landline and Mobile).
- Weighting Method: Data weighted by residential location, gender, and age using the Raking (Iterative Proportional Fitting) method, based on the latest demographic data from the Ministry of the Interior.
- Commissioned Agency: Trend Polls 趨勢民調公司

Survey Structure & Framework

Attitudes
Toward
Same-Sex
Marriage
Policies

Workplace
Inclusion &
Gender
Issues

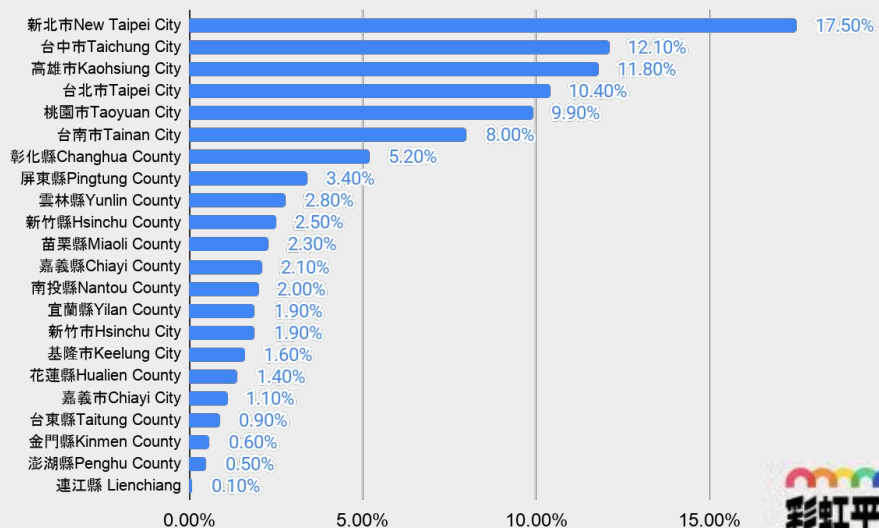
Social
Acceptance
& Perceived
Friendliness

Demographic
Information

Sample Demographics

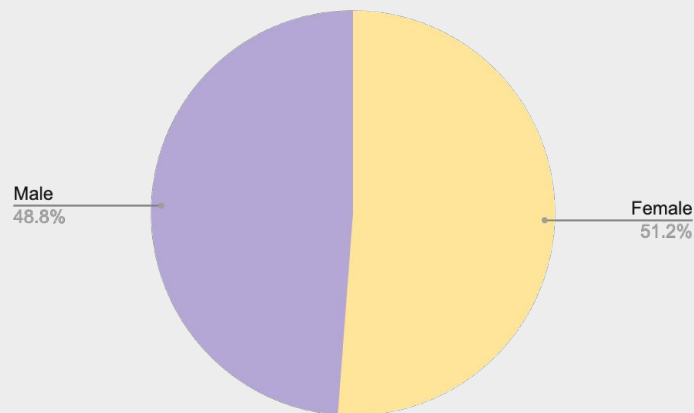
Geographical Distribution

The highest proportion of respondents reside in New Taipei City (17.5%), followed by Taichung City (12.1%) and Kaohsiung City (11.8%).



Gender

Female: 51.2%
Male: 48.8%

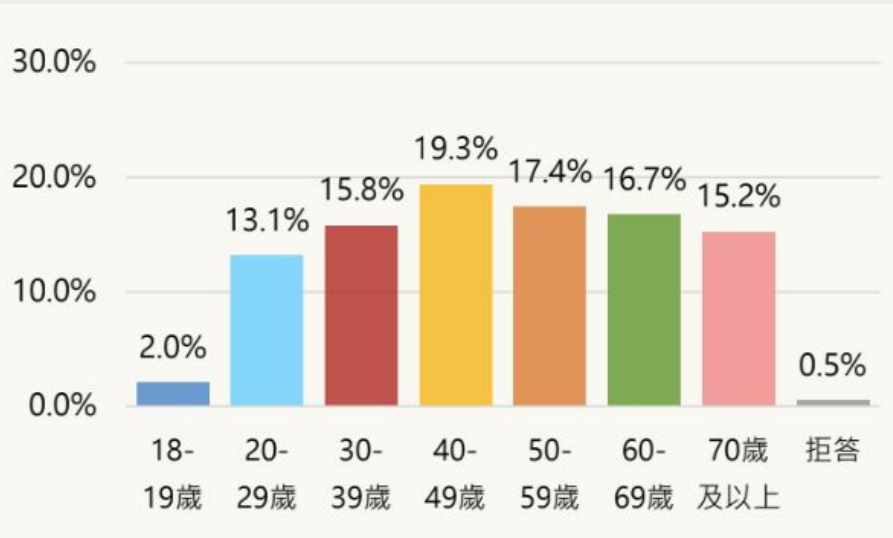


Age

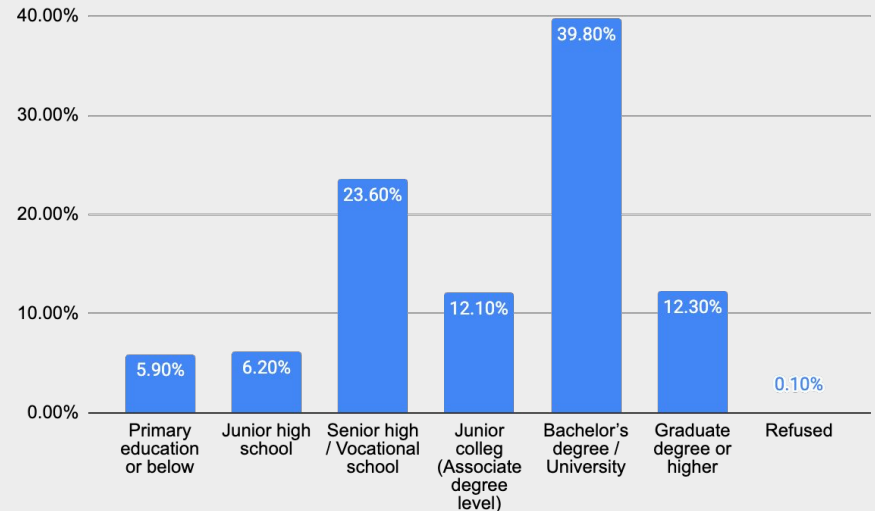
Sample Demographics

Educational Attainment

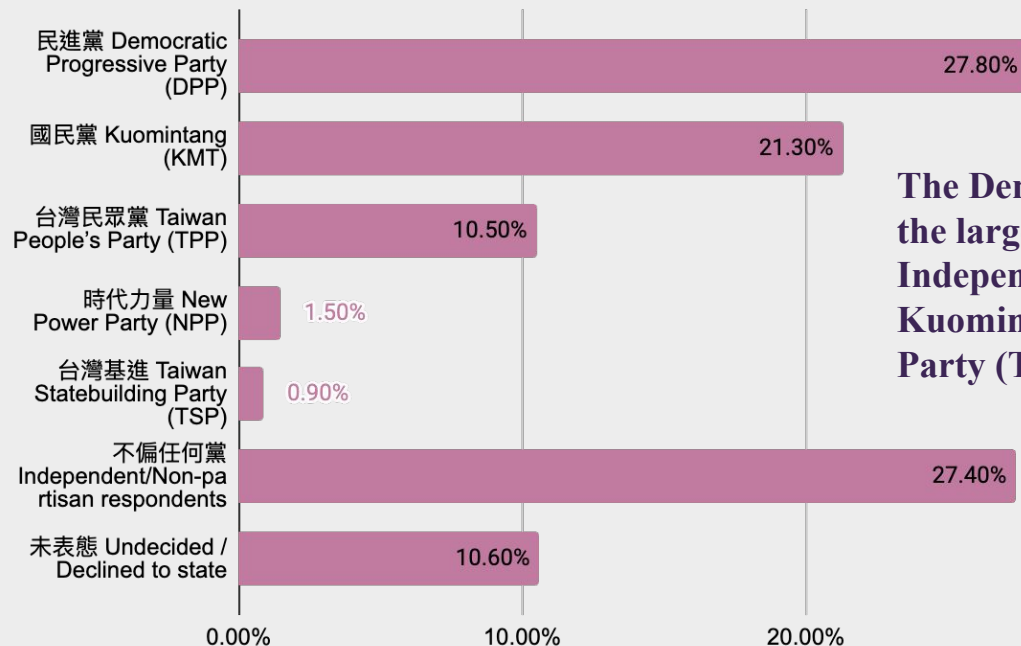
The 40–49 age group constitutes the largest segment (19.3%), followed by the 50–59 group (17.4%) and the 60–69 group (16.7%).



Respondents with a Bachelor's degree form the largest group (39.8%), followed by those with Senior High/Vocational school education (23.6%) and Graduate degrees or higher (12.3%).



Political Affiliation



The Democratic Progressive Party (DPP) accounts for the largest proportion (27.8%), followed closely by Independent/Non-partisan respondents (27.4%), the Kuomintang (KMT, 21.3%), and the Taiwan People's Party (TPP, 10.5%).

Key Findings & Data Analysis

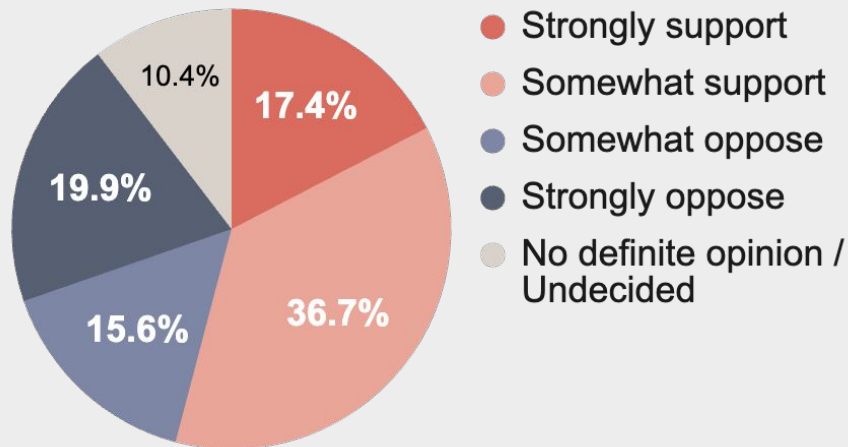


Attitudes Toward Same-Sex Marriage Policies

#Same-Sex Marriage

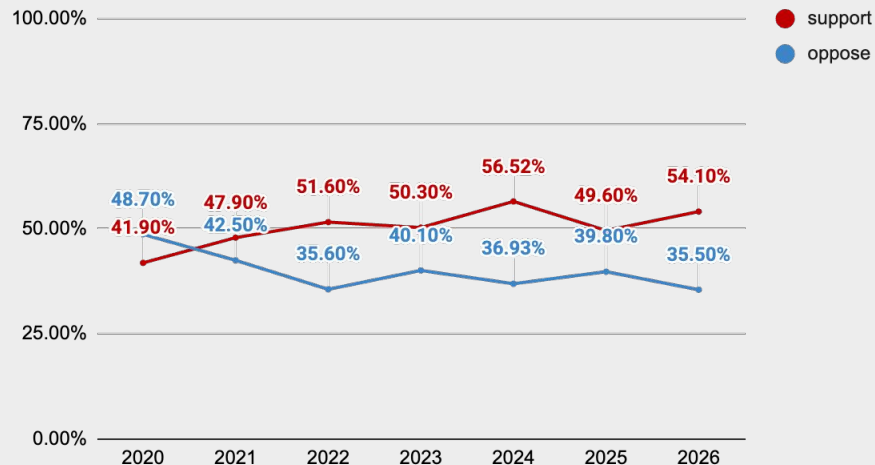
Do you support the statement:
"Two persons of the same sex should have the right to marry, just like opposite-sex couples"?

same-sex marriage (2026)



- Strongly support
- Somewhat support
- Somewhat oppose
- Strongly oppose
- No definite opinion / Undecided

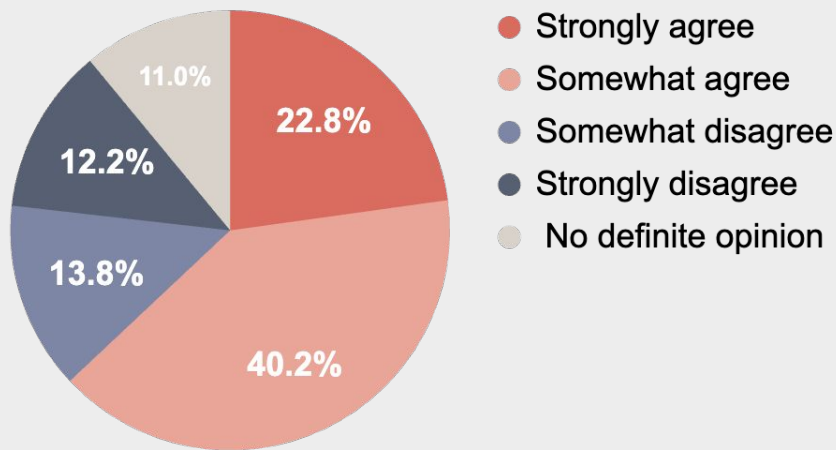
same-sex marriage



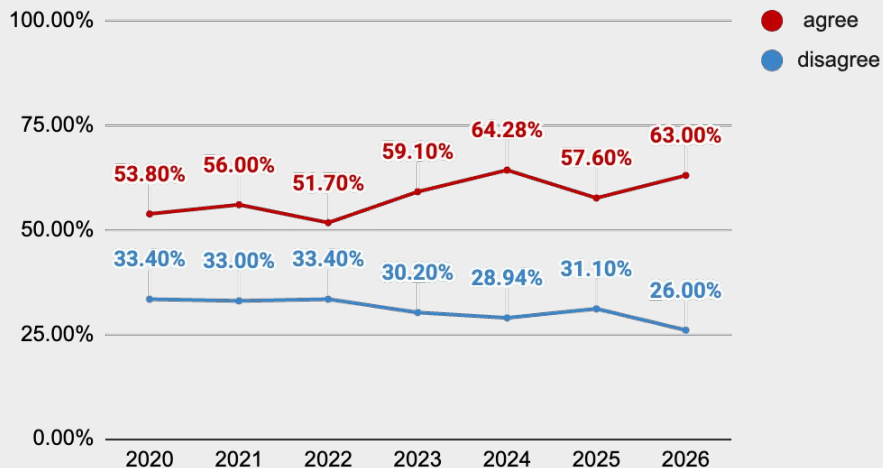
#Transnational Same-Sex Marriage

To what extent do you agree with the statement:
"The right to same-sex marriage should not be restricted based on nationality"?

Transnational Same-Sex Marriage (2026)



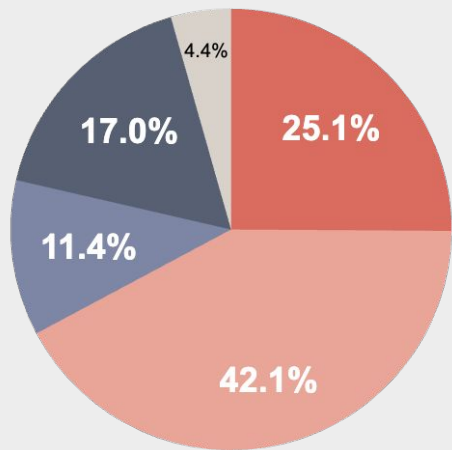
Transnational Same-Sex Marriage



#JointAdoption

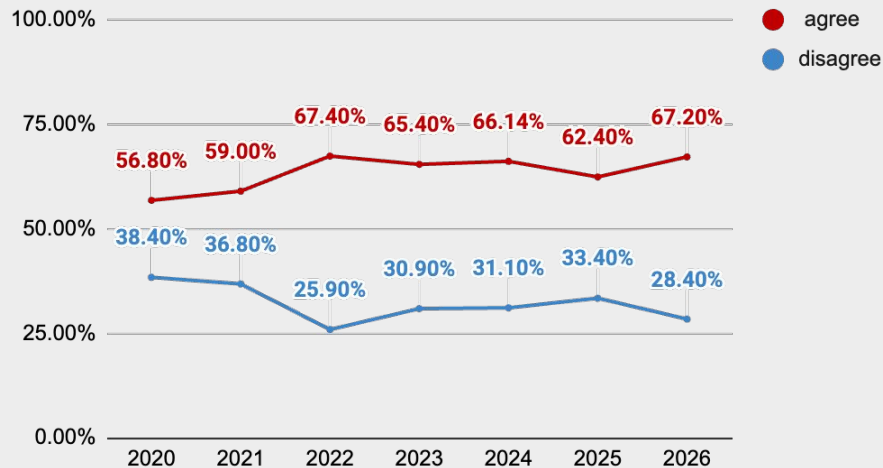
Do you support the statement:
"After two persons of the same sex marry, they
should be allowed to adopt children"?

Joint Adoption (2026)



- Strongly agree
- Somewhat agree
- Somewhat disagree
- Strongly disagree
- No definite opinion

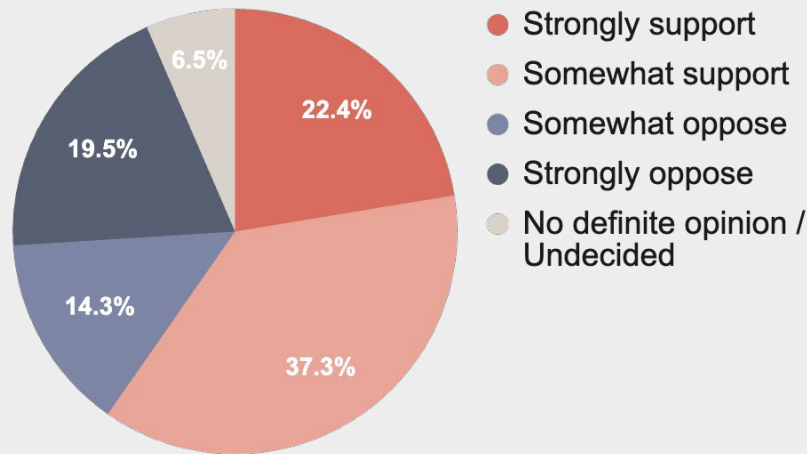
Joint Adoption



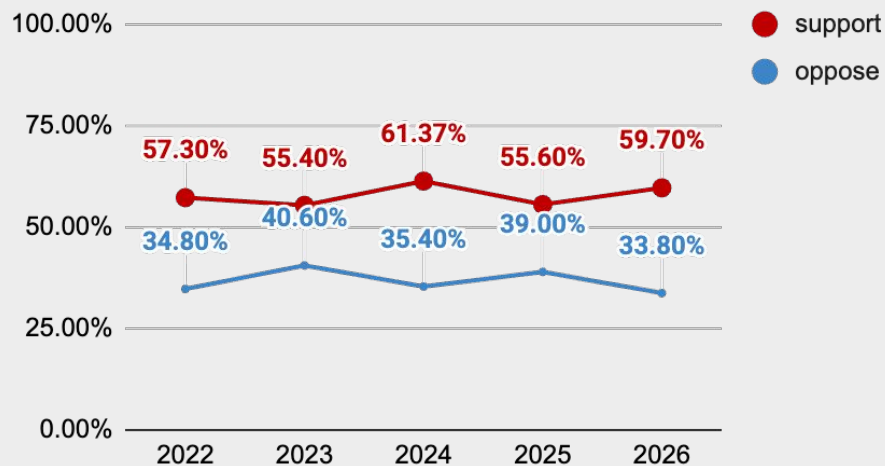
#Assisted Reproduction

Do you support the statement:
"After two women marry, they should be allowed to have children through Assisted Reproductive Technology"?

Assisted Reproduction (lesbian cp) (2026)



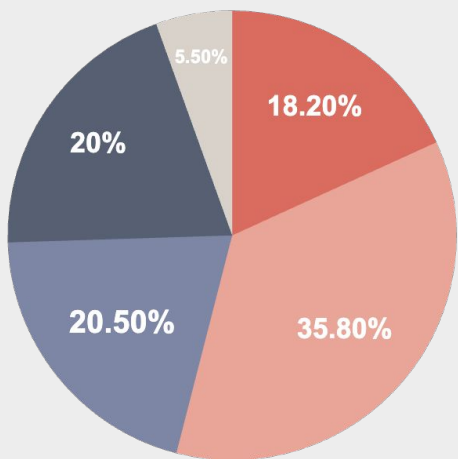
Assisted Reproduction (lesbian cp)



#Surrogacy

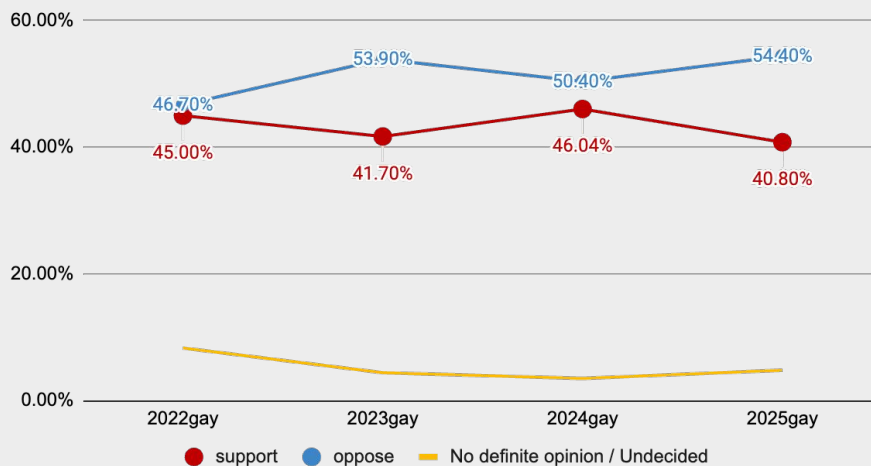
Do you support the statement:
"Under strict legal regulations that protect the rights of surrogates, Taiwan should allow citizens to have children through surrogacy"?

Surrogacy (2026)



- Strongly support
- Somewhat support
- Somewhat oppose
- Strongly oppose
- No definite opinion / Undecided

男男代孕 (2022-2025) Do you agree or disagree with the statement: "After two men are married, they should be allowed to have children through the assistance of a surrogate"?



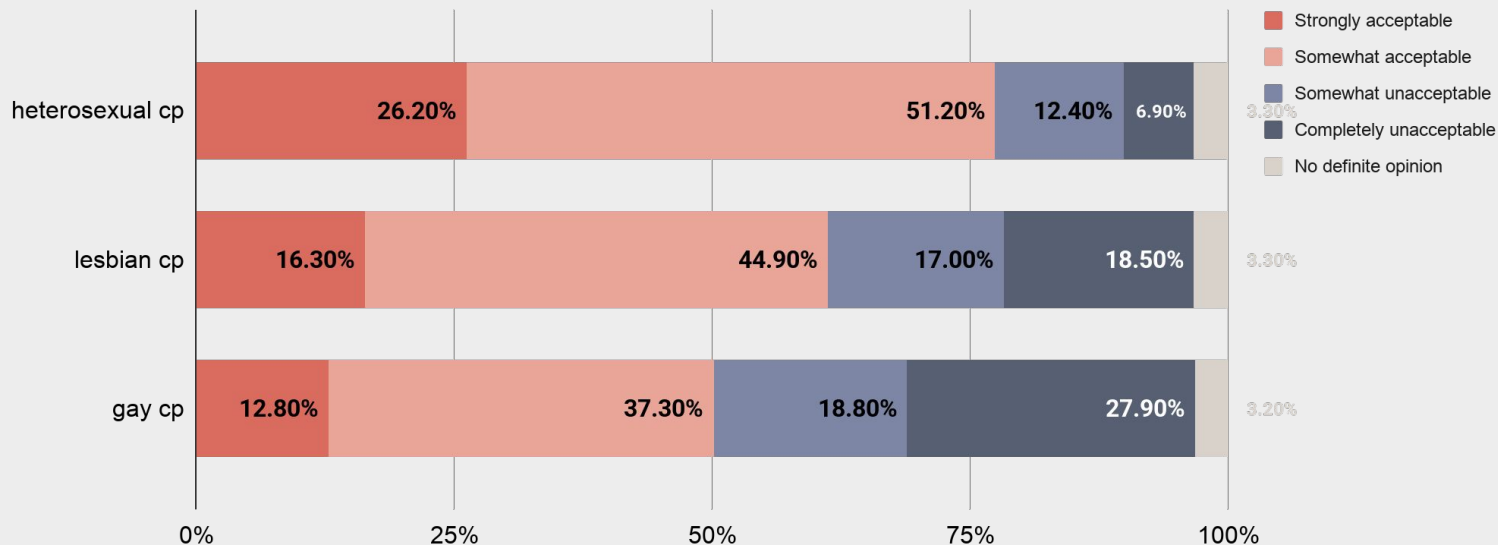


Social Acceptance & Perceived Friendliness

#kissing in public

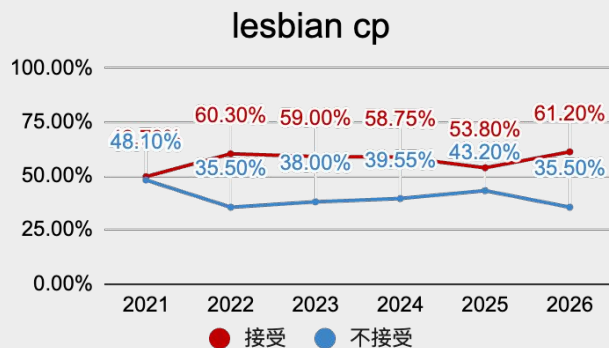
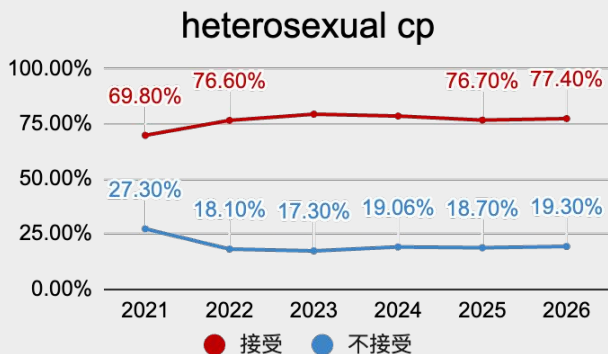
What is your level of acceptance regarding seeing
[a man and a woman / two women / two men]
kissing in public?

Different People, the Same Intimacy (2026)



#kissing in public

What is your level of acceptance regarding seeing
[a man and a woman / two women / two men]
kissing in public?



- Female Couples (Lesbian): A consistent trend of acceptance around 60%, with opposition remaining below 40%. The gap between support and opposition remains stable.

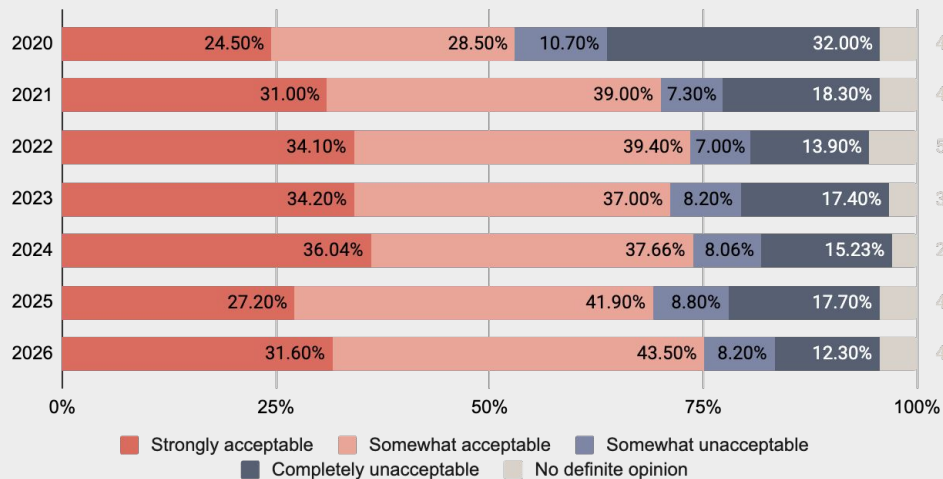


- Male Couples (Gay): The acceptance and opposition lines are entangled, fluctuating around 50%, indicating a higher level of social friction regarding male-male intimacy.

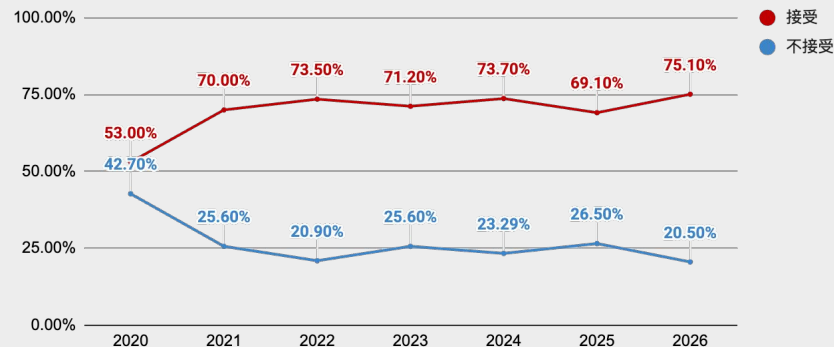
#Gender Equity Education

What is your level of acceptance regarding "your child learning about LGBTQ+ awareness and respect in school"?

Acceptance of LGBTQ+ Inclusive Education in School Curriculum



Acceptance of Gender Equity Education

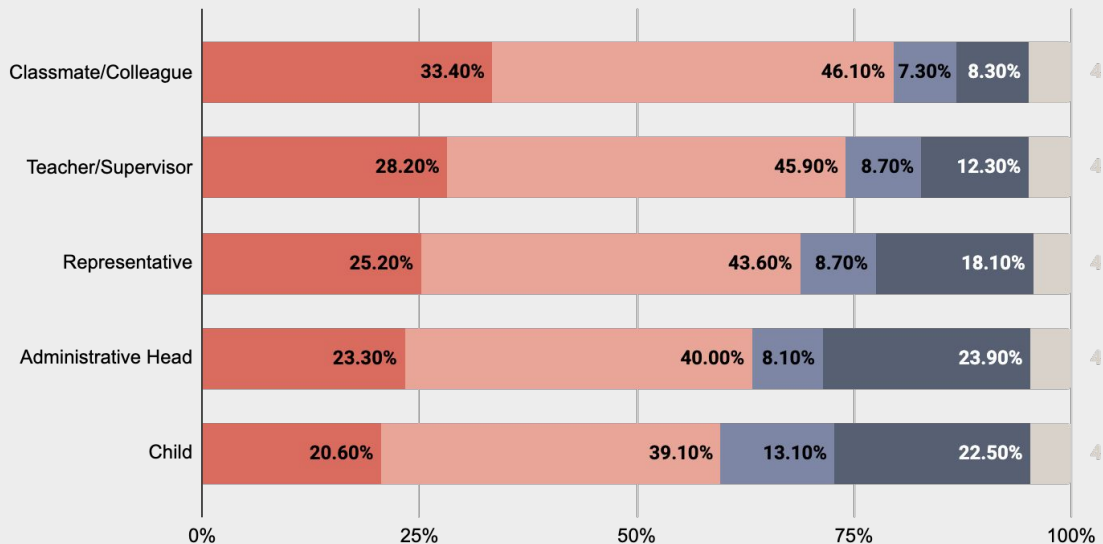


- Significant Growth: Acceptance has surged by 22.1% compared to 2020.
- Generational Consensus: Among the 20–29 age group, the support rate has exceeded 90%.

#Acceptance Across Social Relationships

What is your level of acceptance if your [Classmate/Colleague, Teacher/Supervisor, Representative, Administrative Head, or Child] identifies as LGBTQ+?

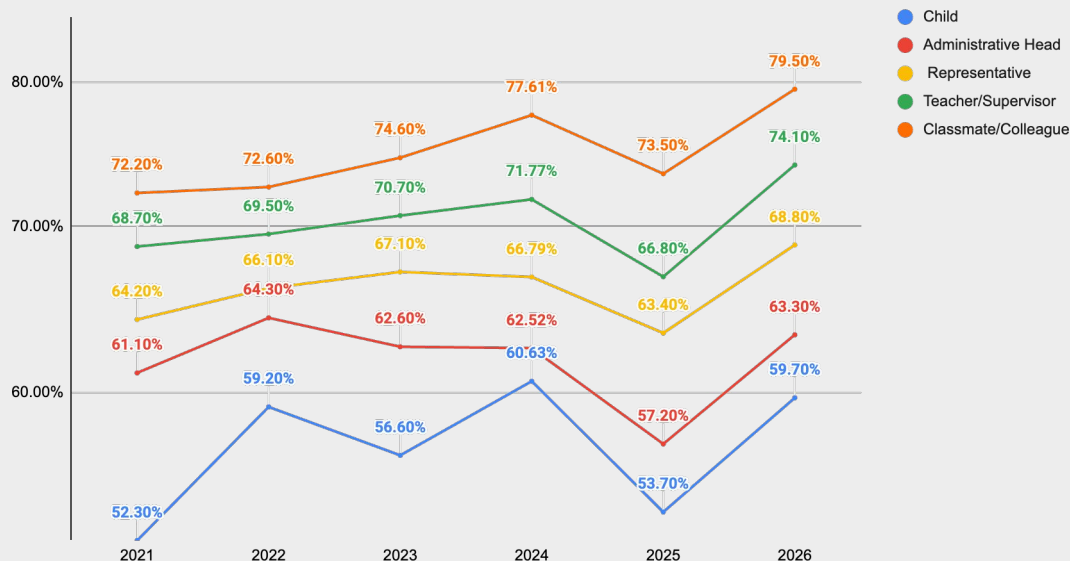
- Strongly acceptable
- Somewhat acceptable
- Somewhat unacceptable
- Completely unacceptable
- No definite opinion



#Acceptance Across Social Relationships

What is your level of acceptance if your [Classmate/Colleague, Teacher/Supervisor, Representative, Administrative Head, or Child] identifies as LGBTQ+?

Acceptance of LGBTQ+ Coming Out Across Social Relationships



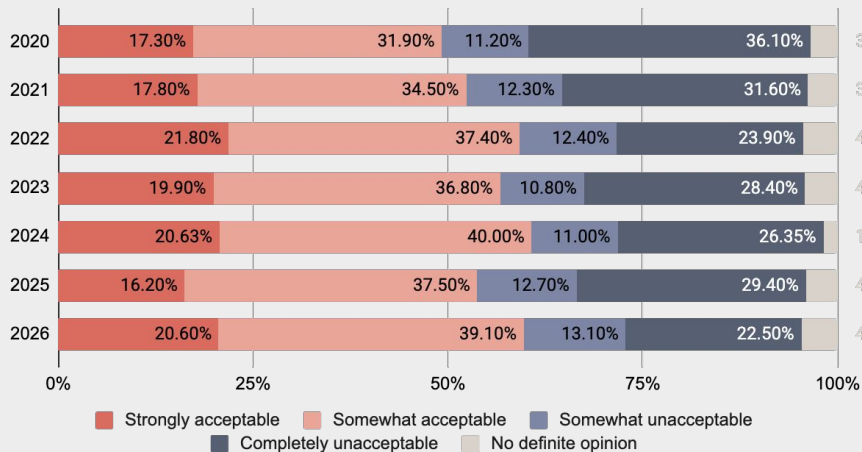
彩虹平權大平台
TAIWAN EQUALITY CAMPAIGN

- **Peers (Colleagues/Classmates)** consistently show the highest acceptance.
- **Children** remain the most challenging category for parents, yet both categories have seen the highest growth rates in acceptance.
- **Political Leaders** (Administrative Heads) recorded the smallest increase in acceptance, at only 2.2 percentage points.

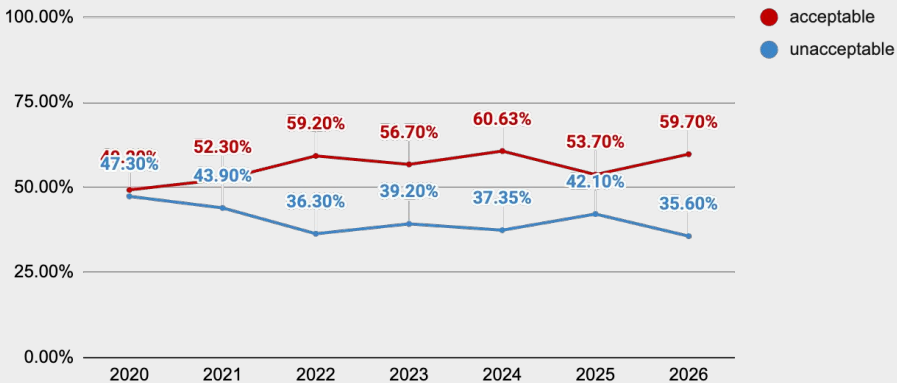
#Acceptance of One's Own Child

How would you feel if you found out your child is LGBTQ+?

Acceptance of "My Child Identifying as LGBTQ+"



Acceptance of "My Child Identifying as LGBTQ+"

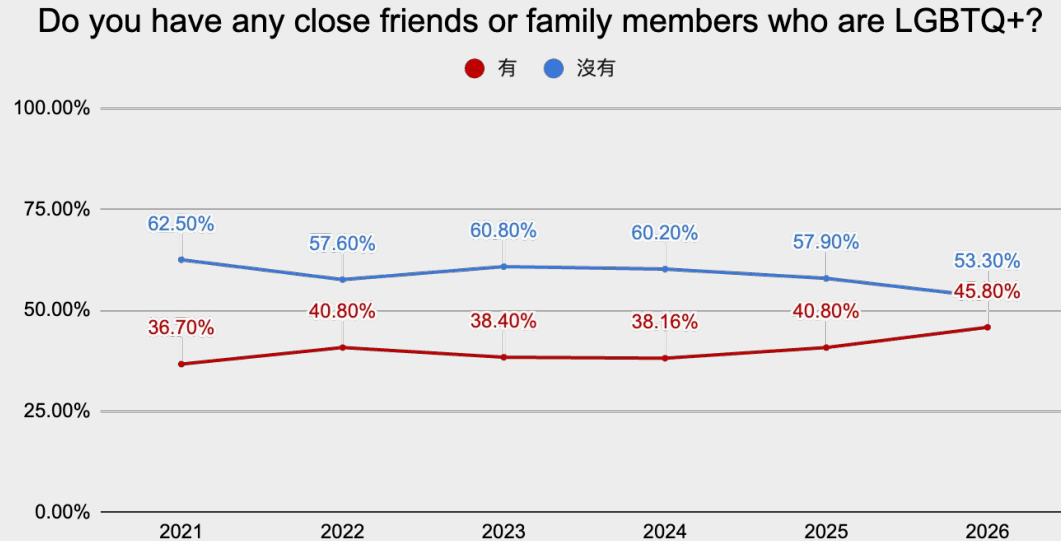


Acceptance Growth: Acceptance has increased by 10.5% over the past seven years.

Declining Resistance: The percentage of respondents who "cannot accept" has dropped significantly by 11.7%.

#Personal Connections with LGBTQ+ Individuals

Do you have any close friends or family members who are LGBTQ+?



- **Social Contact:** The percentage of people who personally know someone LGBTQ+ is approaching a crossover point but remains slightly below 50%.
- **Correlation:** There is a positive correlation between having personal connections with LGBTQ+ individuals and higher support for equality-related policies.



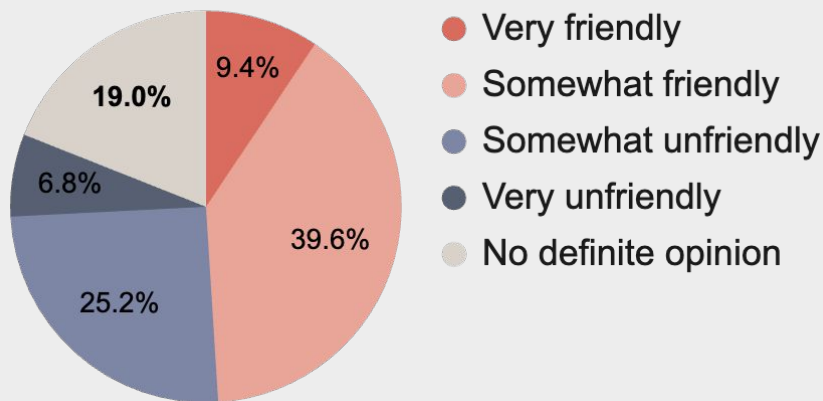
WHAT'S NEW: Workplace Inclusion & Gender Issues

#Workplace Inclusion & Talent Attraction

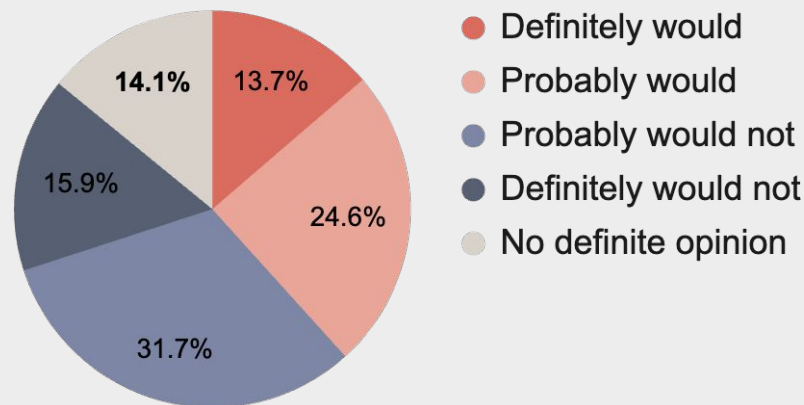
Do you believe the current workplace environment in Taiwan is friendly toward LGBTQ+ employees?

If a company identifies as an "LGBTQ+ Friendly Workplace" during recruitment, would this increase your willingness to apply?

Workplace Inclusivity for LGBTQ+ Employees in Taiwan (2026)



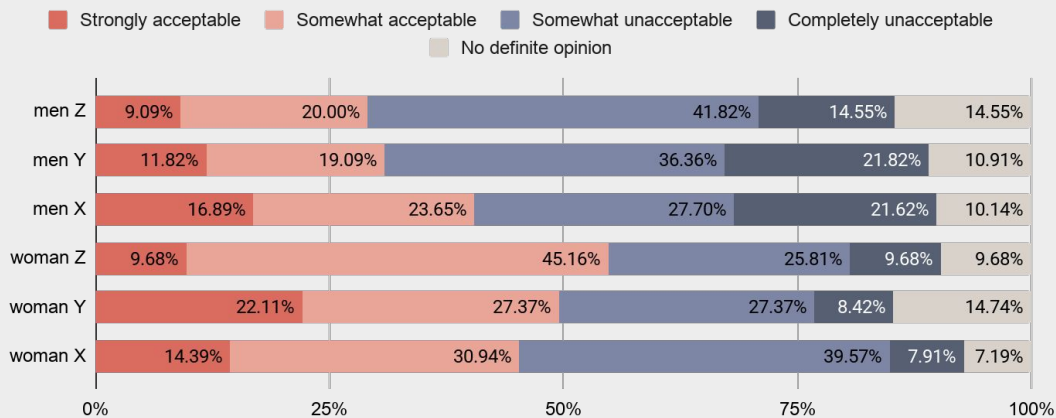
Attractiveness of Gender-Inclusive Workplaces (2026)



#Talent Attraction

If a company identifies as an "LGBTQ+ Friendly Workplace" during recruitment, would this increase your willingness to apply?

Gender x Generation (Attractiveness of Gender-Inclusive Workplaces)



Z: 18-29 | Y: 30-44 | X: 45-59

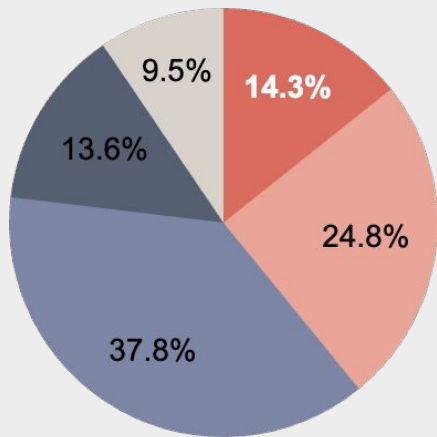
Trend Insight:

- **Gender Divergence in Seniority:** Among older generations, men show increasing positivity toward friendly workplaces, while women show a negative trend. Overall, women still maintain higher positive responses than men.
- **The Gen Z Gap: Gen Z women** are the most supportive demographic, whereas Gen Z men are the most resistant. This suggests that gender polarization may be highest among Gen Z.

Gender Polarization?

Do you agree with the statement: "Taiwan has become more polarized regarding gender issues in recent years"?

Social Polarization Caused by Gender Issues (2026)



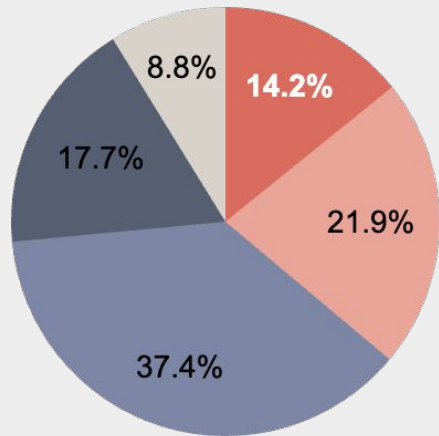
- Strongly agree
- Somewhat agree
- Somewhat disagree
- Strongly disagree
- No definite opinion

- **Majority Disagreement:** Over 50% of the public **disagree** that society is becoming more polarized.
- **Gender Perceptions:** 54.9% of women disagree with the "polarization" narrative, while 44% of men believe it is happening.
- **Demographic Profile of the "Polarized" View:** Primarily men, aged 18–39, with a high school/vocational education background.

#The Pace of Progress

Do you agree with the statement: "Taiwan is advancing gender equality at a pace that is too fast"?

The Pace of Advancing Gender Equality is "Too Fast" (2026)



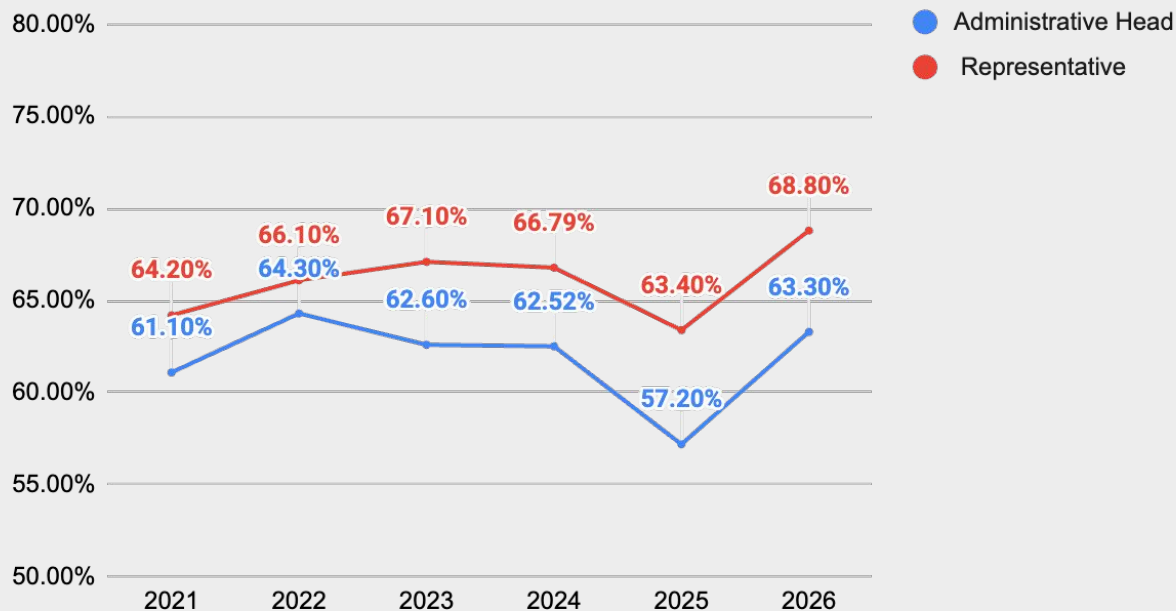
- Strongly agree
- Somewhat agree
- Somewhat disagree
- Strongly disagree
- No definite opinion

- **Mainstream Support for Current Pace:** Over 50% of the public **do not** think progress is too fast.
- **Diverging Perspectives:**
 - **Supportive/Progressive Group:** Women, aged 18–39, with a Bachelor's degree or higher (strongly disagree that it is "too fast").
 - **Skeptical/Conservative Group:** Men, aged 40+, with a junior high school education or below (agree that it is "too fast").

LGBTQ+ Political Participation: Is the Environment Ready?

#Acceptance of LGBTQ+ Candidates by Office Type

Acceptance of LGBTQ+ Politicians



#LGBTQ+ Political Participation

Party Affiliation	Support for Representatives 民代	Support for Executive Heads 首長	The Gap
DPP	74.40%	70.80%	3.6%
TPP	73.10%	64.40%	8.7%
Non-partisan	67.80%	65.50	2.3%
KMT	48.00%	33.50%	14.50%

- The "Independent" Middle: Acceptance among Independent/Non-partisan voters has exceeded 60%.
- The Age & Office Gap: Higher age groups show lower acceptance overall, and the acceptance gap between "Representatives" and "Executive Heads" widens significantly among older demographics.

年齡層	民代接受率	首長接受率
18-39歲	87.40%	84.90%
18-19歲	88.90%	88.90%
20-24歲	90.00%	89.30%
25-29歲	84.80%	82.60%
30-34歲	82.70%	80.40%
35-39歲	92.50%	88.50%
40-59歲	72.70%	67.30%
40-44歲	79.30%	79.10%
45-49歲	77.30%	70.70%
50-54歲	68.60%	61.30%
55-59歲	66.70%	60.00%
60歲以上	51.90%	43.90%
60-64歲	63.20%	58.40%
65-69歲	58.60%	50.00%
70歲以上	43.00%	33.50%



Representatives	18-39	40-59	Over 60 years old
DPP	93.3% (n=45)	88.1% (n=109)	59.2% (n=157)
KMT	60.0% (n=15)	54.7% (n=86)	43.0% (n=151)
TPP	84.6% (n=39)	75.8% (n=33)	47.6% (n=21)
Non-partisan	88.5% (n=61)	71.3% (n=108)	49.4% (n=85)

Executive Heads	18-39	40-59	Over 60 years old
DPP	91.1% (n=45)	82.6% (n=109)	56.9% (n=160)
KMT	53.3% (n=15)	43.0% (n=86)	26.1% (n=153)
TPP	83.8% (n=37)	60.6% (n=33)	35.0% (n=20)
Non-partisan	84.7% (n=59)	70.4% (n=108)	47.1% (n=87)

1. Institutional vs. Psychological Barriers

The higher support for Legislative Representatives compared to Executive Heads reflects a distinction in electoral systems and social psychology. Multi-member districts for representatives allow for a more diverse coexistence of values. Conversely, Executive Heads are perceived through the traditional lens of a "Parental Authority Figure" (父母官)—a singular, authoritative representative of the people—which presents a higher psychological threshold for voters.

2. **Strategic Opportunity for Youth Engagement**

High acceptance among the younger generation transcends party lines. For political parties aiming to capture "Youth Votes" or "First-time Voters," endorsing LGBTQ+ candidates is no longer a political liability. Instead, it serves as a strategic opportunity to demonstrate progressive values and create campaign highlights.

3. **Conclusion: Expanding Public Participation**

As general social acceptance reaches a high plateau, active public participation by LGBTQ+ individuals has become a crucial path forward for a healthy democracy.

Conclusion & Policy Recommendations

Breaking Through the Progress Plateau: From "Acceptance" to "Action"

- **Social Resilience:** Despite global conservative backlashes and anti-gender movements, support for same-sex marriage in Taiwan has shown a steady upward trend over the past seven years. This proves the **remarkable resilience** of Taiwanese society.
- **The Power of Visibility & Education:** Data confirms that "Personal Connection" and "Gender Equity Education" are the cornerstones of acceptance, validating the long-term efforts of both civil society and the government in defending against conservative opposition.
- **Call to Action:** However, incremental growth suggests we are nearing a plateau. The government must now act decisively, **transforming a stable public mandate into substantive institutional reforms**.

No More Delays for the ART Act: Realizing Gender Equality & Reproductive Autonomy

2

- **High Public Mandate:** Across all gender-related policies, public support consistently exceeds 50%. Specifically, support for "**Lesbian CP Access to Assisted Reproduction**" has remained at a high plateau of 60% for several consecutive years.
- **Legislative Urgency:** We call upon the Legislative Yuan to expedite the deliberation of the **Assisted Reproduction Act (人工生殖法)**. Reproductive rights and the choice to raise a family should **no longer be restricted by identity or marital status**.

Shattering the Political Glass Ceiling: Diversity as a New Engine for Democracy

3

- **Public Readiness:** The acceptance of LGBTQ+ individuals in political roles has reached a broad social consensus. Public service and self-advocacy should be viable options for all gender identities.
- **Global Alignment:** Promoting diverse representation in politics is a global trend. By integrating diverse perspectives into the political sphere, Taiwan can **more accurately implement progressive agendas** and strengthen its democratic vitality.